
RESULTS

RESULTS:

In this chapter the data collected is presented in tabular form and followed by the necessary information and description.

TABLE -1

TABLE SHOWING THE SOCIO-ECONOMIC FACTORS OF
THE RESPONDENTS


Age(in years)	Name of the Mills					TOTAL
	JM n:20	LVM n:20	NGM n:20	SSSG n:20	YSSG n:20	
21 - 30	08 (40)	06 (30)	05 (25)	08 (40)	07 (35)	34
31 - 40	06 (30)	10 (50)	03 (15)	10 (50)	07 (35)	36
41 - 50	04 (20)	02 (10)	05 (25)	02 (10)	06 (30)	19
51 - 60	02 (10)	02 (10)	07 (35)	-	-	11
TOTAL	20	20	20	20	20	100

Figures Within parentheses indicate percentage:

Range	21-53	23-58	25-56	21-49	22-50
Mean	35.30	36.10	38.35	31.90	34.45

-: 77 a) :-

BARS SHOWING THE AGE OF WORKERS



SEX:

Male	20 (100)	14 (70)	16 (80)	17 (85)	13 (65)	80
Female	-	06 (30)	04 (20)	03 (15)	07 (35)	20
	20	20	20	20	20	100

J.M.	Jam Mills
L.V.M.	Lakshmi Vishnu Mills
N.G.M.	Narsing girji Mills
S.S.S.G	Solapur Sahakari Soot Girani
Y.S.S.G.	Yeshwant Sahakari Soot Girani.


EDUCATION:

	JM	LVM	NGM	SSG	YSSG	
Illiterate	01 (05)	06 (30)	03 (15)	06 (30)	01 (5)	17
Primary	08 (40)	02 (10)	06 (30)	04 (20)	05 (25)	25
Secondary	10 (50)	08 (40)	10 (50)	08 (40)	13 (65)	49
Collegiate	01 (05)	04 (20)	01 (05)	02 (10)	01 (05)	09
TOTAL	20	20	20	20	20	100

Figures within Parentheses indicate percentage.

-: 78 a) :-

BAR5 SHOWING THE EDUCATION OF WORKERS



TOTAL PERIOD OF SERVICE (IN YEARS)

01 - 10	06 (30)	07 (35)	09 (45)	08 (40)	09 (45)	39
11 - 20	09 (45)	09 (45)	07 (35)	07 (35)	08 (40)	40
21 - 30	03 (15)	02 (10)	01 (05)	05 (25)	03 (15)	14
31 and above	02 (10)	02 (10)	03 (15)	-	-	07

TOTAL	20	20	20	20	20	100

Figures within parentheses indicate percentage.

Range	1-33	3-34	1-35	1-22	1-21
Mean	15.05	15.05	13.60	12.10	10.65

MARTIAL STATUS

Married	17 (85)	18 (90)	20 (100)	12 (60)	14 (70)	81
Unmarried	03 (15)	02 (10)	-	08 (40)	06 (30)	19

TOTAL	20	20	20	20	20	100

Figures within parentheses indicate percentage.

<u>TYPE OF FAMILY</u>	JM	LVM	NGM	SSG	YSSG	TOTAL
Nuclear	09 (45)	13 (65)	06 (30)	12 (60)	13 (65)	53
Joint	11 (55)	07 (35)	14 (70)	08 (40)	07 (35)	47
TOTAL	20	20	20	20	20	100

Figures within parentheses indicate percentage

MONTHLY INCCME(in Rupees)

501 to 1000	06 (30)	07 (35)	07 (35)	12 (60)	13 (65)	45
1001 to 1500	08 (40)	11 (55)	09 (45)	06 (30)	04 (20)	38
1501 and above	06 (30)	02 (10)	04 (20)	02 (10)	03 (15)	17
TOTAL	20	20	20	20	20	100

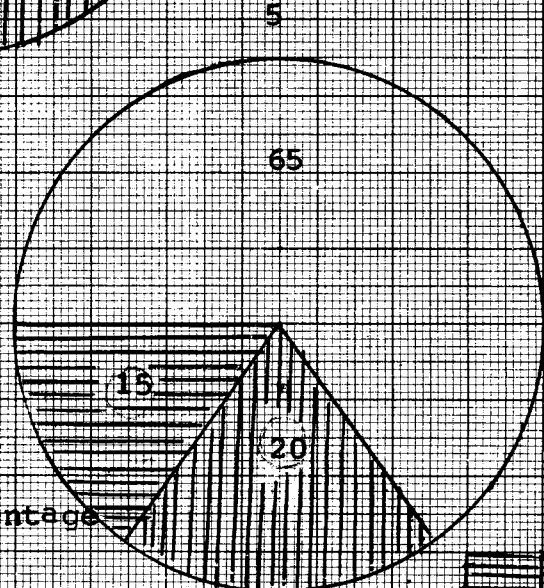
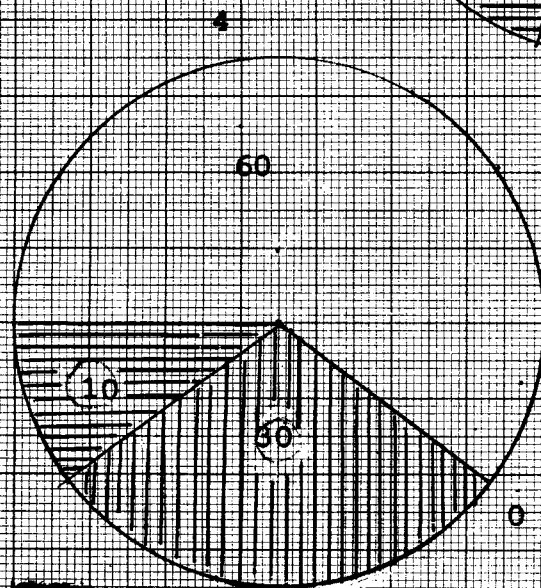
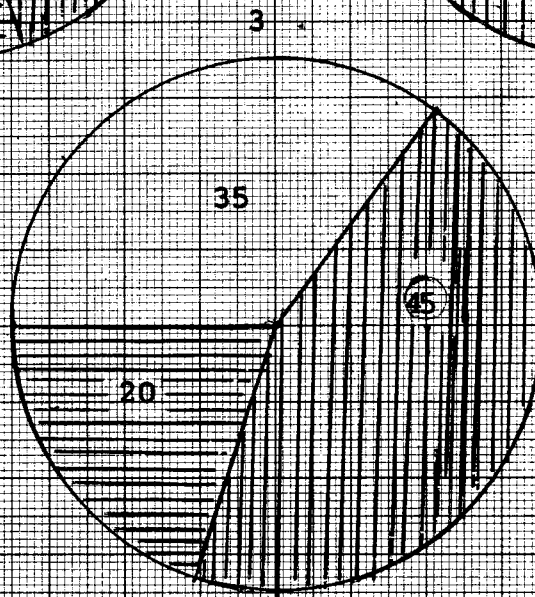
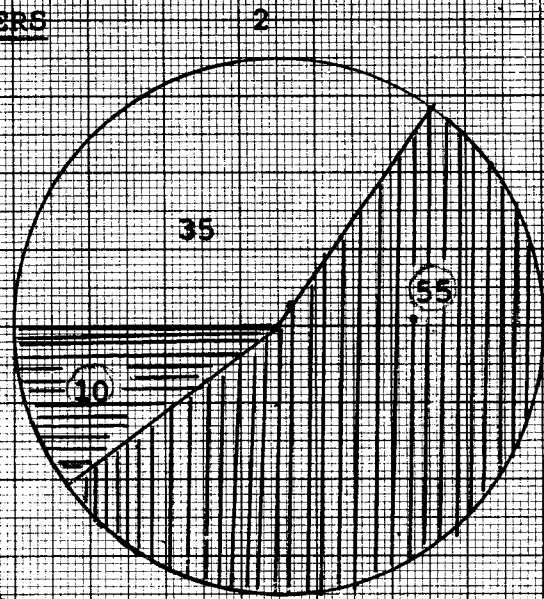
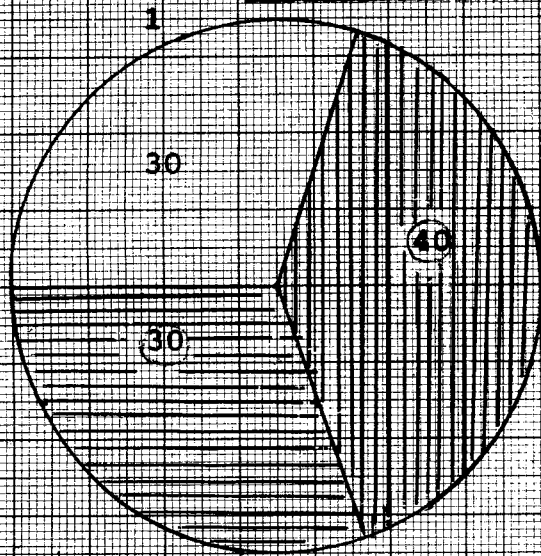
Figures within parantheses indicate percentage.

Range	Rs. 830-1515	852-1514	858-1515	826-1507	826-1511
Mean	Rs.1176.00	1067.00	1104.00	996.00	1017.00

-: 80 a) :-

Sub-divided circles

MONTHLY INCOME OF WORKERS



0 = percentage



Rs. 501 to 1000

Rs. 1001 to 1500

Rs. 1500 and above

1) Jam Mills, 2) L.V. Mills, 3) N.G. Mills, 4) S.S.S.G. 5) Y.S.S.G.

The results of the study indicate that, most of the workers belonged to the age group of 21 to 40 years except the workers of N.G.Mills, Sixty percent of the workers of N.G.Mills were above 40 years in age.

Most of the workers were male and 50% and slightly more than 50% of the workers had secondary and above secondary level of education.

A good number of workers of all textile mills put in 1 to 20 years of service. Majority were married and predominance of joint family was noticed in Jam Mills and N.G.Mills. A good number of workers of L.V.Mills, Solapur Sahakari Soot Girani and Yeshwant Sahakari soot Girani came from Nuclear family.

The monthly income of the workers indicate that, a majority of workers belonging to Jam Mills, L.V.Mills and N.G.Mills had an income of Rs.1001 to 1515 whereas 60% and 65% of workers belonging to Solapur Sahakari Soot Girani and Yeshwant Sahakari Soot Girani had an income of Rs.501 to 1000.

TABLE -II

TABLE SHOWING THE OPINION OF THE RESPONDENTS TOWARDS
HEALTH AND SANITATION

Health & Sanitation Measures	J.M.		LVM		NGM		SSSG		YSSG		TOTAL
	S	N.S. n:20	S	N.S. n:20	S	N.S. n:20	S	N.S. n:20	S	N.S. n:20	
How is the maintenance of Clean - liness ?	20 (100)	-	05 (25)	15 (75)	09 (45)	11 (55)	18 (90)	02 (10)	17 (85)	03 (15)	100
How is the condition of Tempera ture main tained ?	18 (90)	02 (10)	07 (35)	13 (65)	08 (40)	12 (60)	18 (90)	02 (10)	19 (95)	01 (05)	100
How is the condition of Humidity maintained ?	19 (95)	01 (05)	11 (55)	09 (45)	10 (50)	10 (50)	19 (95)	01 (05)	19 (95)	01 (05)	100
How is the condition of Venti - lation ?	20 (100)	-	11 (55)	09 (45)	11 (55)	09 (45)	20 (100)	-	20 (100)	-	100
How is the condition of Lighting arrangments ?	20 (100)	-	12 (60)	08 (40)	12 (60)	08 (40)	20 (100)	-	19 (95)	01 (05)	100

Contd....

Contd.....

Health Sanitation Measures	JM		LVM		NGM		SSSG		YSSG		TOTAL
	S	N.S.	S	N.S.	S	N.S.	S	N.S.	S	N.S.	
	n:20	n:20	n:20	n:20	n:20	n:20	n:20	n:20	n:20	n:20	
How is the condition of Dust control ?	18 (90)	02 (10)	07 (35)	13 (60)	08 (40)	12 (60)	19 (95)	01 (05)	18 (90)	02 (10)	100
How is the condition of Drinking water facility ?	20 (100)	-	13 (65)	07 (35)	10 (50)	10 (50)	20 (100)	-	20 (100)	-	100
How is the condition of latrine Facility ?	17 (85)	03 (15)	09 (45)	11 (55)	04 (20)	16 (80)	18 (90)	02 (10)	19 (95)	01 (05)	100
How is the condition of Urinals Facility ?	17 (85)	03 (15)	09 (45)	11 (55)	07 (35)	13 (65)	17 (85)	03 (15)	19 (95)	01 (05)	100
How is the condition of Spittoons ?	20 (100)	-	14 (70)	06 (30)	16 (80)	04 (20)	20 (100)	-	20 (100)	-	100

Figures within parentheses indicate percentage.

S = Satisfactory, N.S. = Not Satisfactory.

The opinion of the workers towards various welfare measures is studied. Regarding health and sanitation conditions a slight variation in the opinion is observed. The workers of Jam Mills expressed their satisfaction over all facilities.

A majority of the workers belonging to L.V.Mills expressed dis-satisfaction over the maintenance of cleanliness, the maintenance of temperature, control of dust, and facilities regarding latrine and urinals. A good number of workers expressed satisfaction over the maintenance of humidity, ventilation, lighting arrangements, drinking water facility and conditions of spittoons.

A good number of workers of N.G.Mills expressed dissatisfaction over the facilities like the maintenance of cleanliness, maintenance of temperature, control of dust, latrine and urinals facility. Half of the respondents expressed satisfaction over the maintenance of humidity and drinking water facility. The condition of ventilation, lighting arrangements and the condition of spittoons were satisfactory according to workers.

Majority of the workers belonging to Solapur Sahakari Soot Girani and Yeshwant Sahakari Soot Girani were satisfied with the health and sanitation facilities.

On the whole it can be mentioned that, workers belonging to Jam Mills, Solapur Sahakari Soot Girani and Yeshwant Sahakari Soot Girani were satisfied with the health and sanitation measures and certain facilities were not satisfactory according to the workers belonging to L.V.Mills and N.G.Mills.

The Labour Welfare Officer of Jam Mills, L.V.Mills N.G.Mills, Solapur Sahakari Soot Girani and Yeshwant Sahakari Soot Girani expressed satisfactory opinion over the Health and sanitary measures like, maintenance of cleanliness, temperature maintenance, humidity maintenance condition of ventilation, lighting arrangements, dust control, drinking water facility, latrines facility, urinals facility and the condition of spittoons in their Mills respectively.

The trade Union Leaders of Jam Mills were satisfied with all the health and sanitary measures provided by the management, while the trade union leaders of L.V.Mills were satisfied about the maintenance of Cleanliness, temperature maintenance, humidity maintenance, condition of ventilation, dust control and spittoons, and they were not satisfied with the drinking water facility, latrines facility and urinals facility.

The Trade Union Leaders of N.G.Mills were satisfied with the maintenance of temperature, maintenance of humidity, dust control and they were not satisfied with the maintenance of cleanliness, condition of ventilation lighting arrangements, drinking water facility, latrine facility, urinals facility and the conditions of spittoons in their mills.

The trade union leaders of Solapur Sahakari Soot Girani were satisfied with the cleanliness maintained, maintenance of Temperature; maintenance of humidity, condition of ventilation, lighting arrangements, dust control and spittoons, while they were not satisfied with the drinking water facility, latrines facility and urinals facility.

The Trade Union Leaders at Yeshwant Sahakari Soot Girani were satisfied with the maintenance of cleanliness, maintenance of temperature, maintenance of humidity, lighting arrangements, dust control etc., while they were not satisfied with the drinking water facility, latrines facility urinals facility and the conditions of spittoons in their mills.

TABLE - III

TABLE SHOWING THE OPINION OF THE RESPONDENTS TOWARDS

SAFETY MEASURES

Safety Measures	J.M. n:20		LVM n:20		NGM n:20		SSG n:20		YSSG n:20		TOTAL
	Good	Bad	Good	Bad	Good	Bad	Good	Bad	Good	Bad	
How is the condition of fencing of machineries ?	18 (90)	02 (10)	09 (45)	11 (55)	09 (45)	11 (55)	16 (80)	04 (20)	17 (85)	03 (15)	100
How is the maintenance of pathways ?	15 (75)	05 (25)	14 (70)	06 (30)	11 (55)	09 (45)	17 (85)	03 (15)	18 (90)	02 (10)	100
What is the condition of Staircase ?	16 (80)	04 (20)	08 (40)	12 (60)	07 (35)	13 (65)	15 (75)	05 (25)	17 (85)	03 (15)	100
How is the functioning of lifts ?	17 (85)	03 (15)	08 (40)	12 (60)	09 (45)	11 (55)	Not Applicable		Not applicable		60
What is the position of control of smoke ?	17 (85)	03 (15)	17 (85)	03 (15)	13 (65)	07 (35)	17 (85)	03 (15)	17 (85)	03 (15)	100
What is the Position of the Gas ?	18 (90)	02 (10)	15 (75)	05 (25)	13 (65)	07 (35)	19 (95)	01 (05)	18 (90)	02 (10)	100



Contd.....

Safety Measures	J.M. n:20		LVM n:20		NGM n:20		SSSG n:20		YSSG n:20		TOTAL
	Good	Bad	Good	Bad	Good	Bad	Good	Bad	Good	Bad	
What is the position of control of fumes ?	17 (85)	03 (15)	17 (85)	03 (15)	14 (70)	06 (30)	16 (80)	04 (20)	17 (85)	03 (15)	100
What is the condition of safety materials ?	19 (95)	01 (05)	11 (55)	09 (45)	15 (75)	05 (25)	19 (95)	01 (05)	18 (90)	02 (10)	100
What is the condition of the factory building ?	20 (100)	-	08 (40)	12 (60)	06 (30)	14 (70)	20 (100)	-	20 (100)	-	100
How is the functioning of the safety Committee ?	20 (100)	-	10 (50)	10 (50)	13 (65)	07 (35)	19 (95)	01 (05)	19 (95)	01 (05)	100
Do you feel that safety measures are adequate?	20 (100)	-	09 (45)	11 (55)	09 (45)	11 (55)	19 (95)	01 (05)	18 (90)	02 (10)	100

Figures within Parentheses indicate percentage.

The opinion of the workers towards safety measures indicate that, workers belonging to Jam Mills, Solapur Sahakari Soot Girani and Yeshwant Sahakari Soot Girani was most favourable. According to the majority of workers belonging to L.V.Mills, the maintenance of pathways, the control of smoke, gas, and fumes, and condition of safety material was good.

According to workers belonging to N.G.Mills, the maintenance of pathways, the control of smoke, gas, fumes, condition of safety material and functioning of safety committee was good. On the whole the workers of L.V.Mills and N.G.Mills expressed negative opinion about the condition of the fencing of machinery, condition of staircases, functioning of lifts and the condition of factory building. They also felt that the safety measures were inadequate.

The workers belonging to Jam Mills, Solapur Sahakari Soot Girani and Yeshwant Sahakari Soot Girani had given good impression about the safety measures.

The Labour Welfare Officers of Jam Mills, Solapur Sahakari Soot Girani and Yeshwant Sahakari Soot Girani expressed positive opinion over the safety measures like the condition of staircases, control of smoke, gas and fumes, condition of safety material, and condition of

factory building etc., and they also expressed good opinion over the functioning of safety committee. They also felt that, the safety measures were adequate.

The Labour Welfare Officers of L.V.Mills and N.G.Mills expressed their good opinion over all the safety measures except the condition of factory building. They also felt that the safety measures were adequate.

The Trade Union Leaders of Jam Mills expressed their favourable opinion towards all the safety measures. The trade union leaders of Solapur Sahakari Soot Girani and Yeshwant Sahakari Soot Girani had given good impression about the safety measures like fencing of machinery, maintenance of pathways, control of smoke, gas, fumes, condition of safety material etc.,

The Trade Union leaders of L.V and N.G Mills expressed their negative opinion about the condition of fencing of machinery, condition of stair cases, functioning of lifts, and the condition of factory building. They also felt that the safety measures were inadequate.

TABLE - IV

TABLE SHOWING THE OPINION OF THE RESPONDENTS TOWARDS WELFARE MEASURES

Welfare Facilities	J Mills		LV Mills		N.G.Mills		SSSG Mills		YSSG Mills		TOTAL
	Yes	No	Yes	No	Yes	No	Yes	No	Yes	No	
	n:20		n:20		n:20		n:20		n:20		
Adequate washing facility	17 (85)	03 (15)	07 (35)	13 (65)	04 (20)	16 (80)	16 (80)	04 (20)	17 (85)	03 (15)	100
Suitable Washing Facility	17 (85)	03 (15)	08 (40)	12 (60)	04 (20)	16 (80)	17 (85)	03 (15)	16 (80)	04 (20)	100
Provision of Sitting Facility	18 (90)	02 (10)	13 (65)	07 (35)	12 (60)	08 (40)	19 (95)	01 (05)	18 (90)	02 (10)	100
Accessability of first aid appliances	20 (100)	-	11 (55)	09 (45)	13 (65)	07 (35)	19 (95)	01 (05)	19 (95)	01 (05)	100
Suitability of Shelters	19 (95)	01 (05)	09 (45)	11 (55)	10 (50)	10 (50)	20 (100)	-	19 (95)	01 (05)	100
Suitability of Rest rooms	20 (100)	-	08 (40)	12 (60)	09 (45)	11 (55)	20 (100)	-	20 (100)	-	100
Suitability of lunch Rooms	20 (100)	-	07 (35)	13 (65)	04 (20)	16 (80)	20 (100)	-	19 (95)	01 (05)	100

Figures within parenthesis indicate percentage.

With regard to welfare measures, majority of workers belonging to Jam Mills, Solapur Sahakari Soot Girani and Yeshwant Sahakari Soot Girani, expressed their satisfaction.

A good number of workers belonging to L.V.Mills and N.G.Mills expressed their dissatisfaction over washing facilities, facilities in rest rooms and lunch rooms. The provision of sitting facilities and the accessibility of first aid appliances were satisfactory according to good number of workers.

On the whole the workers belonging to L.V.Mills and N.G.Mills were not very much satisfied with the Welfare measures and the workers belonging to Jam Mills, Solapur Sahakari Soot Girani and Yeshwant Sahakari Soot Girani were satisfied with the welfare measures. The Labour Welfare Officers of Jam Mills, Solapur Sahakari Soot Girani, Yeshwant Sahakari Soot Girani, L.V.Mills, and N.G.Mills expressed their satisfaction with regard to the welfare measures like washing facility, sitting facility, first aid appliances, shelters, rest rooms, and lunch rooms.

The trade Union leaders of Jam Mills were satisfied with the welfare measures. The trade union leaders of Solapur Sahakari and Yeshwant Sahakari Soot Girani were

not satisfied with the welfare measures like shelters, and lunch rooms, while the trade union leaders of L.V. Mills and N.G.Mills expressed their dissatis - faction over the welfare facilities in general.

TABLE - V

TABLE SHOWING THE OPINION OF THE RESPONDENTS TOWARDS CANTEEN FACILITY

Canteen	J.M. n:20		L.V.M. n:20		N.G.M. n:20		SSGM n:20		YSSGM n:20		Total			
	Yes	No	Yes	No	Yes	No	Yes	No	Yes	No				
Is the Canteen well equipped ?	19 (95)	01 (05)	08 (40)	12 (60)	03 (15)	17 (85)	17 (85)	03 (15)	18 (90)	02 (10)	100			

	G. A.	B	G. A.	B	G.	A.	B	G	A.	B	Total			
How is the maintenance of canteen?	17 (85)	02 (10)	04 (20)	03 (15)	02 (10)	01 (05)	17 (85)	12 (60)	05 (25)	03 (15)	14 (70)	04 (20)	02 (10)	100

	Cos	Che	Cos	Che	Cos	Che	Cos	Che	Cos	Che	Total			
What is your opinion about the rates of food stuff?	16 (80)	04 (20)	19 (95)	01 (05)	19 (95)	01 (05)	14 (70)	15 (75)	05 (25)	100				

	G. A.	B	G.	A.	B	G.	A.	B	G.	A.	B	Total		
How is the quality of food stuff ?	13 (65)	02 (10)	05 (25)	09 (45)	01 (05)	10 (50)	09 (45)	11 (55)	08 (40)	01 (05)	12 (60)	04 (20)	100	

Figures within parentheses indicate percentage														
G =	Good	B =	Bad	A =	Average	Cos =	Costly	Che =	Cheap.					

Majority of the workers belonging to Jam Mills, S.S.S. Girani and Y.S.S. Girani were satisfied with canteen facilities.

A good number of workers belonging to L.V.Mills and N.G. Mills were not satisfied with the maintenance of canteen, rates and quality of food stuffs and the general performance of the canteen.

The labour Welfare Officers of Jam Mills, S.S.S.G. and Y.S.S.G. expressed good opinion about the canteen facilities. The Labour Welfare Officers of L.V. Mills and N.G. Mills also expressed good opinion about canteen except the quality of food stuff.

The Trade Union leaders of Jam Mills expressed their dis-satisfaction over the rates and quality of food stuff, while the trade union leaders of S.S.S.G. and Y.S.S.G. expressed dis-satisfaction over the maintainance of canteen and quality of food stuff.

The Trade Union Leaders of L.V. Mills and N.G. Mills were not very much satisfied with the maintenance of canteen, rates and quality of food stuff and the general performance of the canteen.

TABLE NO. VI

TABLE SHOWING OPINION OF THE RESPONDENTS TOWARDS THE FACILITY OF CRECHE

CRECHE	J.M. n:20		L.V.M. n:20		N.G.M. n:20		S.S.S.G. n:20		Y.S.S.G. n:20		Total
	Yes	No	Yes	No	Yes	No	Yes	No	Yes	No	
Suitable Room	20 (100)	-	20 (100)	-	20 (100)	-	20 (100)	-	20 (100)	-	80
Adequate Lighting	17 (85)	03 (15)	20 (100)	-	20 (100)	-	20 (100)	-	20 (100)	-	80
Under the charge of trained woman	20 (100)	-	20 (100)	-	20 (100)	-	20 (100)	-	20 (100)	-	80
Free milk facility to children	-	20 (100)	-	20 (100)	-	20 (100)	-	20 (100)	-	20 (100)	80
Free Refreshment facility to children	-	20 (100)	-	20 (100)	-	20 (100)	-	20 (100)	-	20 (100)	80

Figures within parentheses indicate percentage.

The Jam Mills of Solapur has only male workers and hence creche facility is not available, and a common creche for two mills(S.S.S.G. and Y.S.S.G.) is provided. Almost all workers expressed their satisfaction over the physical facilities and the supervision of creche. All workers belonging to all mills expressed that free milk and free refreshments were not provided to the children.

The Labour welfare officer of Jam Mills expressed that, the mill has only male workers hence the creche facility is not available. The Labour Welfare Officers of S.S.G. and Y.S.S.G. expressed that common creche is functioning for the Mills, but they expressed satisfaction over the creche facilities.

The Labour Welfare Officers of L.V. Mills and N.G. Mills also expressed their satisfaction over the creche facilities.

The Trade Union leaders of L.V. Mills, N.G. Mills, Solapur Sahakari Soot Girani and Y.S.S.G. expressed their satisfaction over the functioning of creche and also expressed that, free milk and free refreshment were not provided to the children.

TABLE NO. VII

TABLE SHOWING THE OPINION OF THE RESPONDENTS TOWARDS SOCIAL SECURITY SCHEMES

	J.M. n:20		L.V.M. n:20		N.G.M. n:20		S.S.S.G. n:20		Y.S.S.G. n:20		Total
	A	H.A	A	H.A	A	H.A	A	H.A	A	H.A	
Opinion about the benefits under ESI Scheme	17 (85)	03 (15)	16 (80)	04 (20)	17 (85)	03 (15)	18 (90)	02 (10)	17 (85)	03 (15)	100
Opinion about the Gratuity	-	20 (100)	13 (65)	07 (35)	11 (55)	09 (45)	03 (15)	17 (85)	07 (35)	13 (65)	100
Opinion about the Provident Fund Scheme	18 (90)	02 (10)	17 (85)	03 (15)	11 (55)	09 (45)	08 (40)	12 (60)	10 (50)	10 (50)	100
Opinion about the Family Pension Scheme	13 (65)	07 (35)	11 (55)	09 (45)	14 (70)	06 (30)	20 (100)	-	19 (95)	01 (05)	100

Figures within parentheses indicate percentage

A = Appreciable, H.A. = Highly Appreciable

Majority of the workers belonging to Jam Mills, L.V. Mills and N.G. Mills were happy with the facilities like ESI benefits, Gratuity, Provident Fund and Family pension Scheme. A good number of workers belonging to S.S.S.G. and Y.S.S.G. appreciated much, the facility of gratuity. Majority of the workers belonging to S.S.G. highly appreciated the provident fund scheme.

It can be mentioned that the workers in general expressed their satisfaction over the social security measures. Not even one worker of any mill expressed dissatisfaction over the social security measure.

The Labour Welfare Officers of Jam Mills, L.V. Mills, M.G. Mills, S.S.S.G. and Y.S.S.G. appreciated the social security schemes like benefits of E.S.I. Gratuity scheme, Provident fund, family pension scheme. Almost all the trade unions leaders of these five leading textile Mills highly appreciated the social security schemes in their factories.

TABLE NO. VIII

TABLE SHOWING THE OPINION OF THE RESPONDENTS TOWARDS RECREATIONAL FACILITIES

Recreational Facilities	J.M. n:20		L.V.M. n:20		N.G.M. n:20		S.S.S.G. n:20		Y.S.S.G. n:20		Total
	Good	Poor	Good	Poor	Good	Poor	Good	Poor	Good	Poor	
Condition of Recreation Hall	17 (85)	03 (15)	16 (80)	04 (20)	09 (45)	11 (55)	16 (80)	04 (20)	15 (75)	05 (25)	100
Condition of play-ground	12 (60)	08 (40)	13 (65)	07 (35)	-	20 (100)	Not Applicable				60
Condition sports facilities	10 (50)	10 (50)	12 (60)	08 (40)	03 (15)	17 (85)	12 (60)	08 (40)	14 (70)	06 (30)	100

Figures within parentheses indicate percentage.

On the whole the workers belonging to all the Mills except the workers of N.G. Mills received the recreational facilities as good.

The Labour Welfare Officers of Jam Mills, L.V. Mills, N.G. Mills, Solapur S.S.G. and Y.S.S.G. expressed satisfaction over the recreational facilities provided by the management.

The Trade Union leaders of Jam Mills expressed satisfaction over the condition of recreation hall, and sports facilities and expressed dis-satisfaction over the condition of play-ground. While the trade Union leaders of L.V. Mills expressed satisfaction over all the recreational facilities. The trade Union leaders of N.G. Mills expressed dis-satisfaction over the recreational facilities. The trade union leaders of Y.S.S.G. and S.S.S.G. expressed happiness with recreation hall while they expressed unhappiness with the condition of sports facilities. The play-ground was not available for both the factories.

TABLE NO. IX

TABLE SHOWING THE OPINION OF THE RESPONDENTS TOWARDS HOUSING AND CONVEYANCE

Housing Facility and conveyance	Rs									
	J.M. n:20		L.V.M. n:20		N.G.M. n:20		S.S.S.G. n:20		Y.S.S.G. n:20	
	Yes	No	Yes	No	Yes	No	Yes	No	Yes	No
Provision of Housing facility	20 (100)	-	-	20 (100)	-	20 (100)	-	20 (100)	-	20 (100)
Suitable accommo- dation in houses	11 (55)	09 (45)	NOT		APPLICABLE		APPLICABLE		APPLICABLE	
Suitable lighting facility	12 (60)	08 (40)	NOT		APPLICABLE		APPLICABLE		APPLICABLE	
Condition of Sanitation	09 (45)	11 (55)	NOT		APPLICABLE		APPLICABLE		APPLICABLE	
Draining system	08 (40)	12 (60)	NOT		APPLICABLE		APPLICABLE		APPLICABLE	
Water facility for house	10 (50)	10 (50)	NOT		APPLICABLE		APPLICABLE		APPLICABLE	
Conveyance facility	-	20 (100)	-	20 (100)	-	20 (100)	-	20 (100)	-	20 (100)
Total										

Figures within parentheses indicate percentage.

Conveyance facility to the workers from the place of residence to the work spot was not provided by any of the management.

The Housing facilities were provided only to the workers of Jam Mills according to the seniority and the availability of accommodation. The other Mills did not provide housing facilities to their workers.

A good number of workers who were given housing facility expressed their dis-satisfaction over the conditions of sanitation and the drainage system. Water facility was reasonable in the houses according to 50% of the workers. A good number of workers expressed their satisfaction over the accommodation and lighting facility in the house.

The Labour Welfare Officer of Jam Mills expressed that the housing facility was available according to seniority and availability of accommodation to their workers, so also he expressed satisfaction over the suitable accommodation, lighting, condition of sanitation, drainage system and water facilities.

The trade union leaders of Jam Mills expressed their dis-satisfaction towards the housing facilities, accommodation, lighting, sanitation, drainage and water facility.

-: 104 :-

The other mills than Jam Mills did not provide
the housing facilities to the workers

TABLE SHOWING THE OPINION OF THE RESPONDENTS TOWARDS WORKERS EDUCATION SCHEME

Workers Education Scheme	J.M. n:20	L.V.M. n:20	N.G.M. n:20	S.S.S.G. n:20	Y.S.S.G. n:20	Total					
	Good	Bad	Good	Bad	Good	Bad					
How is the functioning of the workers training programme ?	14 (70)	06 (30)	15 (75)	05 (25)	03 (15)	17 (85)	20 (100)	-	100		
How is the functioning of the Adult Education Programme ?	10 (50)	10 (50)	07 (35)	13 (65)	14 (70)	06 (30)	20 (100)	-	100		
	Yes	No	Yes	No	Yes	No	Yes	No			
Does your organisation provides free uniform to children of workers ?	-	20 (100)	-	20 (100)	-	20 (100)	-	20 (100)	100		
Does your organisation provides scholarship to meritorious children of workers ?	-	20 (100)	-	20 (100)	-	20 (100)	-	20 (100)	100		
	H	UN.	H.	U.N.	H	U.N.	H	U.H.			
Are you happy with book loan facility provided to children of workers ?	15 (75)	05 (25)	20 (100)	-	-	20 (100)	17 (85)	03 (15)	14 (70)	06 (30)	100
Figures within parentheses indicate percentage											
H = Happy, U.N. = Un Happy											

Workers training programmes and adult education programme were provided in all the mills. Majority of the workers belonging to Jam Mills, L.V. Mills, S.S.S.G. and Y.S.S.G. were satisfied with the workers' training programme.

Majority of the workers belonging to N.G. Mills were not happy with the workers training programme. Half of the workers belonging to Jam Mills and majority belonging to N.G. Mills and all workers belonging to Solapur S.S.G. and Y.S.S.G. were happy with the adult education programme. Free uniforms and scholarship facilities to the children of workers were not provided by any of the Mills.

Majority of the workers of all mills, except N.G. Mills expressed their happiness over the book loan facility. All the workers of N.G. Mills did not preceive the book loan facility as good.

The Labour Welfare Officers of Jam Mills, L.V. Mills, N.G. Mills, S.S.G. and Y.S.S.G. were satisfied about the functioning of workers training programme and adult education programme. They also expressed that uniforms and scholarships facilities to the children of workers were not provided, while they all were happy with the book loan provision to the children of workers.

The trade union leaders of the five leading mills were happy with the workers' training programme and adult education programme. While they expressed that the facilities like uniform and scholarships to children were not provided. The Trade Union leaders of Jam Mills, L.V. Mills, Solapur Sahakari Soot Girani and Yeshwant Sahakari Soot Girani were happy with the facility of Book loan.

The trade union leaders of N.G. Mills were not happy with the Book loan facility to children of workers.

TABLE NO. XI

SHOWING THE OPINION OF RESPONDENTS TOWARDS LOAN FACILITIES

Loan facilities	J.M. n:20		L.V.M. n:20		N.G. MILLS n:20		S.S.S.G. n:20		Y.S.S.G. n:20		Total
	Good	Bad	Good	Bad	Good	Bad	Good	Bad	Good	Bad	
Facility of Festival loan	12 (60)	08 (40)	07 (35)	13 (65)	06 (30)	14 (70)	08 (40)	12 (60)	09 (45)	11 (55)	100
Facility of marriage loan	10 (50)	10 (50)	08 (40)	12 (60)	07 (35)	13 (65)	09 (45)	11 (55)	07 (35)	13 (65)	100
Facility of vehicle loan	18 (90)	02 (10)	04 (20)	16 (80)	04 (20)	16 (80)	17 (85)	03 (15)	15 (75)	05 (25)	100

Figures within parentheses indicate percentage.

Majority of the workers belonging to Jam Mills were happy with the festival loan and vehicle loan facilities. Half of the workers considered the marriage loan facility was good.

Majority of the workers belonging to L.V. Mills and N.G. Mills did not perceive the facility of festival loan, marriage loan and vehicle loan. A good number of respondents belonging to Solapur Sahakari Soot Girani and Yeshwant Sahakari Soot Girani did not consider the festival and the marriage loan facility as good and majority of the workers belonging from the same organisation considered the vehicle loan facility as good.

All the Labour Welfare Officers of the five leading Mills expressed the good opinion towards the facilities of loan like, festival loan, marriage loan and vehicle loan.

The trade union leaders of Jam Mills expressed good opinion towards loan facilities. The Trade Union leaders of L.V. Mills, N.G. Mills, Solapur Sahakari Soot Girani and Yeshwant Sahakari Soot Girani were not happy about the festival and marriage loan, while the trade union leaders of Solapur Sahakari and Yeshwant Sahakari Soot Girani were happy with the facility of vehicle loan.

TABLE XII

TABLE SHOWING RESPONSES GIVEN BY THE RESPONDENTS TOWARDS THE

CO-OPERATIVE SOCIETY

	J.M. n:20		L.V.M. n:20		N.G.M. n:20		S.S.S.G. n:20		Y.S.S.G. n:20		Total
Co-operative Society	Yes	No	Yes	No	Yes	No	Yes	No	Yes	No	
Do you have a co-opera- tive Society ?	20 (100)	-	20 (100)	-	20 (100)	-	20 (100)	-	20 (100)	-	100
Do you get all the goods you need ?	02 (10)	18 (90)	03 (15)	17 (85)	07 (35)	13 (65)	08 (40)	12 (60)	04 (20)	16 (80)	100
Are the goods available on credit basis?	20 (100)	-	17 (85)	03 (15)	16 (80)	04 (20)	10 (50)	10 (50)	09 (45)	11 (55)	100
How is the quality of goods available?	G S B	G S B	G S B	G S B	G S B	G S B	G S B	G S B	G S B	G S B	
	06 (30)	06 (30)	08 (40)	03 (15)	08 (40)	09 (45)	02 (10)	10 (50)	08 (40)	06 (30)	100

Figures within parentheses indicate percentage. G = Good, S = so, so, B = Bad.

A co-operative society is functioning in all the Mills and majority of the workers belonging to all Mills expressed, that they do not get all the required goods. The availability of goods on credit basis was given to all workers of Jam Mills, and the majority of workers in L.V. Mills and N.G. Mills. Fifty per cent of the workers belonging to S.S.S.G. and 55% of the workers belonging to Y.S.S.G. were not getting the credit facility.

A good number of respondents expressed that, the quality of the goods available in the co-operative Society was good or so so.

The Labour Welfare Officers of Jam Mills, L.V. Mills, N.G. Mills, Solapur S.S.G. and Y.S.S.G. expressed that the functioning of co-operative societies was good. The trade union leaders of the Jam Mills, L.V. Mills, N.G. Mills, S.S.S.G. and Y.S.S.G. expressed that all the goods they need were not available, while the trade union leaders of Jam Mills, L.V. and N.G. Mills were happy with the goods available on credit basis and the trade union leaders of S.S.S.G. and Y.S.S.G. were not happy with the goods available on credit basis.

Almost all the trade union leaders of these five leading textile mills expressed that the quality of goods was so so.

TABLE XIII

TABLE SHOWING THE OPINION OF THE RESPONDENTS TOWARDS THE TRADE UNION

Trade Union	J.M. n:20		L.V.M. n:20		N.G.M. n:20		S.S.S.G. n:20		Y.S.S.G. n:20		Total
	Yes	No	Yes	No	Yes	No	Yes	No	Yes	No	
Are you a member of Trade Union ?	20 (100)	-	20 (100)	-	20 (100)	-	20 (100)	-	20 (100)	-	100
Do you participate in all activities of Union?	07 (35)	13 (65)	09 (45)	11 (55)	09 (45)	11 (55)	08 (40)	12 (60)	09 (45)	11 (55)	100
Is the Union beneficial?	04 (20)	16 (80)	08 (40)	12 (60)	13 (65)	07 (35)	10 (50)	10 (50)	09 (45)	11 (55)	100
How is the functioning of Trade Union?	G A B	B	G A B	A B	G A B	A B	G A B	A B	G A B	A B	100

Figures within parentheses indicate percentage, G = Good, A = Average, B = Bad.

All the workers belonging to all Mills were the members of one trade union or other and a good number of workers did not participate in all activities of the Union.

According to majority of the respondents belonging to Jam Mills, L.V. Mills, and Y.S.S.G. the Union was not beneficial to them. As many as 65% workers of the N.G. Mills and 50% workers of the Solapur Sahakari Soot Girani expressed that the Union was beneficial to them.

The functioning of the trade union was good to average according to the majority of the respondents of Jam Mills, S.S.S.G. and Y.S.S.G. Fifty per cent and 55% workers belonging to L.V. Mills and N.G.Mills respectively, expressed that the functioning of trade union was not good.

According to the Labour Welfare Officers of all the textile Mills, the functioning of trade Union was reasonable.

According to the trade union leaders, the Union was beneficial to all the members and the functioning of the union was quite satisfactory.