

BIBLIOGRAPHY

BIBLIOGRAPHY

BOOKS

1. Upadhyay K.M. (1985) : Financial Management, Kalyani Publishers, New Delhi.
2. Kuchhal S.C. (1982) : Financial Management, Chaitways Publishing House.
3. Pandey I.M. (1981) Financial Management Vikas Publishing House.
4. Chandra and Prassana (1984) Financial Management, Theory and Practice, Tota Magraw Hill Publishing company Ltd. New Delhi.
5. Roy Chowdhury A.B. (1987) Working Capital Management, Technologists of 6 Southern Avenue Calcutta 700026.
6. Michael Firth(1976) Management of Working Capital, Dubline melborne Company, Jahanneburg and Madras.
7. Khandelwal N.M.(1985) Working Capital Management in Small Scale Industries, Ashish Publishing House, New Delhi.
8. Rama Moorthy V.E. (1976) Working Capital Management, Institute for Financial Management and Research Madras.
9. Grestenberg C.W.(1959) Financial Organisation and Management, Prentice Hall New York.
10. Sinha R.V.(1984) Sugar Industry in India Himalaya Publishing Bombay.

- 11 Rudder Datta and . : Indian Economy Schand and Company
Sundharam P.M.(1989) Ltd. Ram Nagar New Delhi.
- 12 Sadhu A.N. & Research Methodology in Social
Amarjit Singh (1980) Sciences. Himalaya Publishing
house, Bombay.
- 13 Michael V.P.(1985) Research Methodology in Management
Himalaya Publishing House, Bombay.

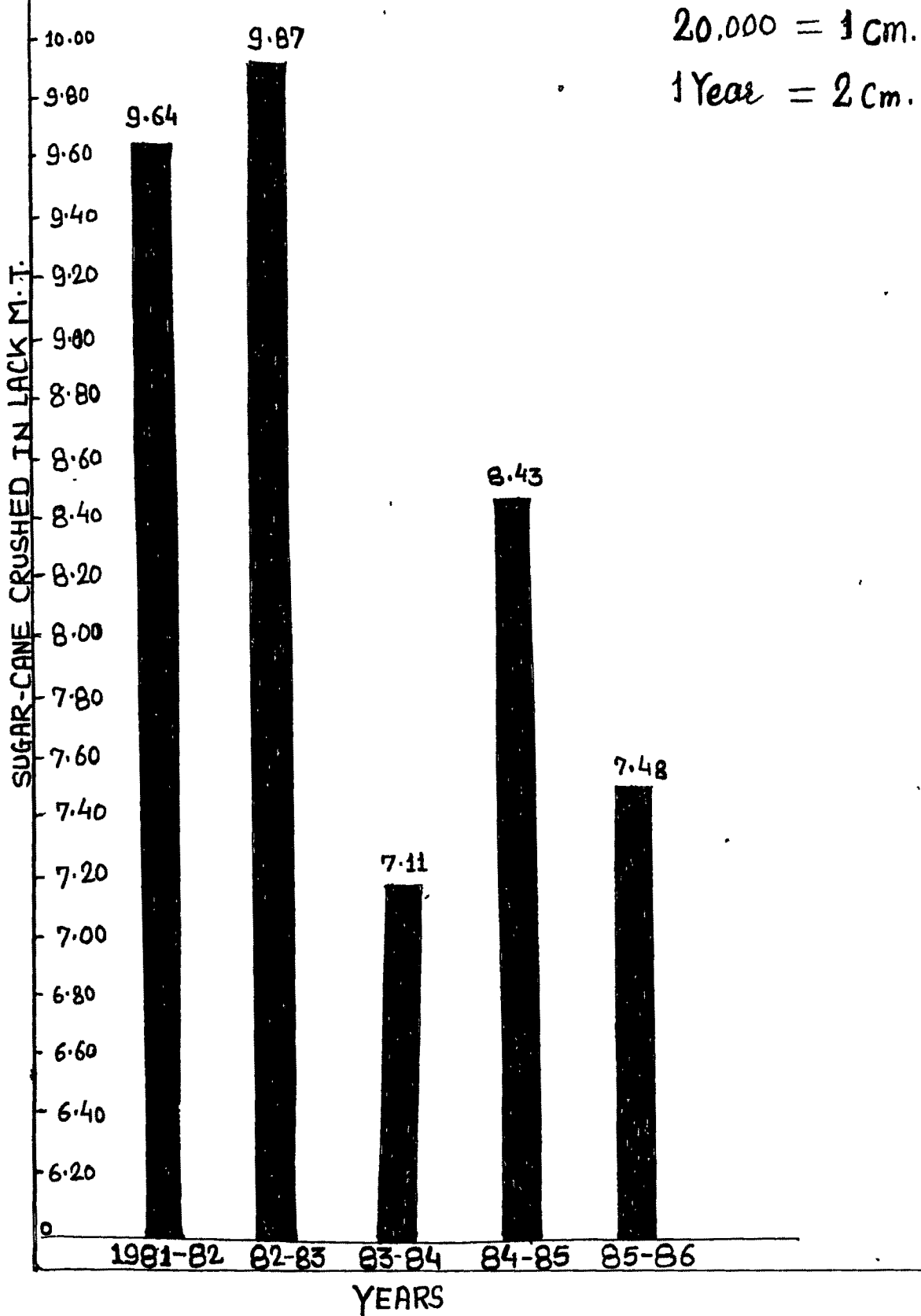
PERIODICALS :

- 1 Cooperative Sugar : March 1989, June, 1985.
- 2 Godowa (Marathi). Maharashtra Rajya Sahakari Sangh July, 1985,
April, 1988.
- 3 Maharashtra Cooperative Quarterly April, 1988, April 1982.
- 4 Sahakari Vishwya, Kolhapur 1988.

REPORTS :

- 1 Kamble S.K.(1988) Impact of Cooperative Agricultural
Processing on the Economic Conditions of Sugar cane
producers-A Study in the area of operation of Shri.
C.S.S.K.Kagal.
- 2 Sultan B.Shetsandi : A Study of Working Capital Management
of Sahadri Sahakari Sakhar Karkhana Ltd. Yeshwant nagar,
Karad.
- 3 Annual Reports of Shri. Vanchaganga Sahakari Sahakari Sakhar
Karkhana Ltd. Ganganagar Ichalkaranji from 1981-82
to 1985-86.

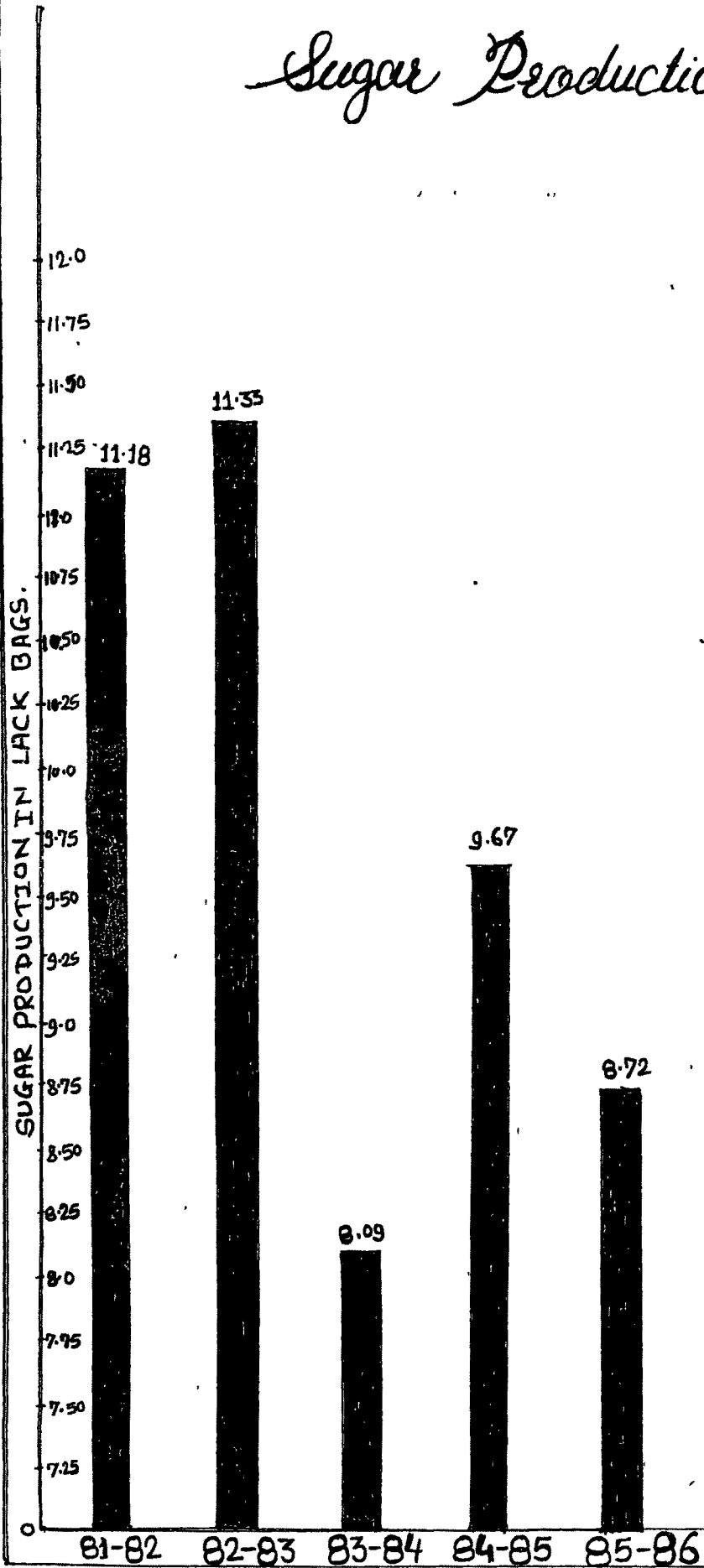
Sugar-Cane Crushed



Sugar Production.

25000 = 1cm.

1 Year = 2cm.



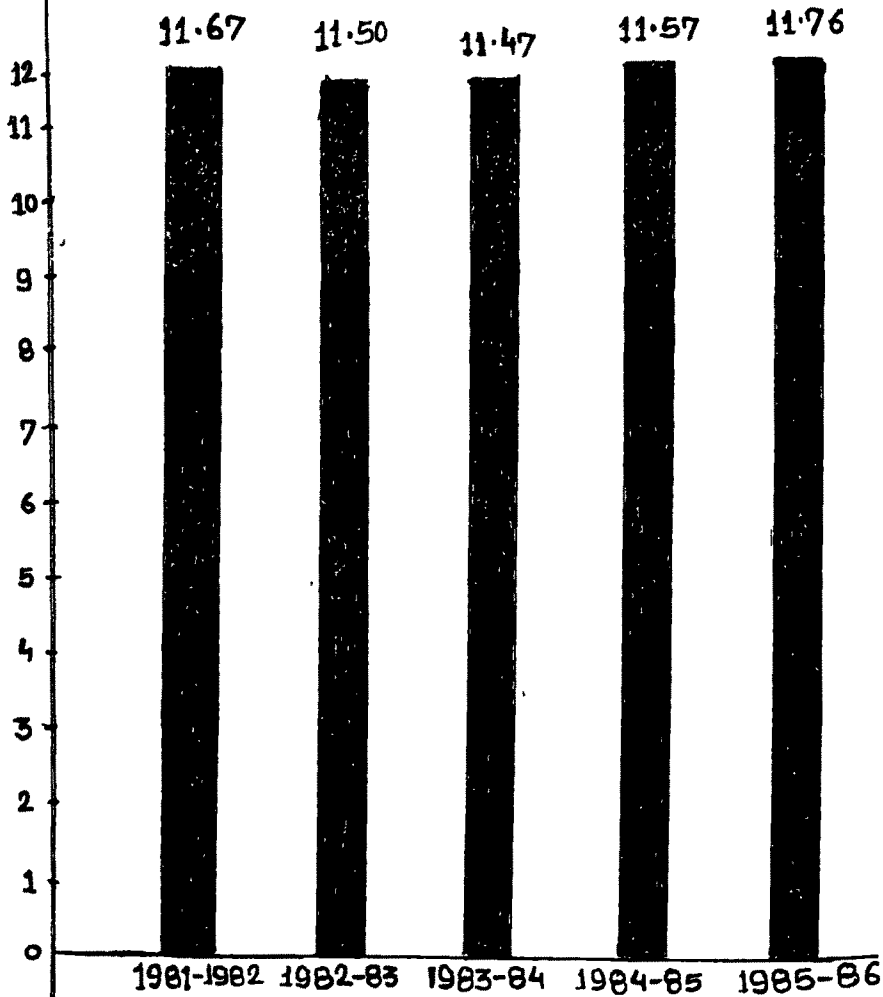
YEARS.

Average Recovery of Sugar

1% = 1cm.

1 Year = 2cm.

RECOVERY IN %



YEARS

STATEMENT SHOWING CHANGES IN WORKING CAPITAL (1981-82 to 1982-83)

Sr. No.	Particulars	Y E A R		(Rs. in lakhs)	
		1981-82	1982-83	Effects on working Capital Increase	Decrease
A) <u>CURRENT ASSETS</u>					
1.	Storage and Spare Parts	233.89	273.07	39.18	-
2.	Finished Goods (Stock)	1667.29	1944.38	247.09	-
3.	Sundry Debtors	0.86	1.69	0.83	-
4.	Cash in hand and Bank	32.41	50.13	17.72	-
5.	Loans, Advances, & Deposits	68.74	99.70	30.96	-
6.	Other receivable & Pre payment	122.88	220.91	98.03	-
Total Gross Working Capital		2156.07	2589.88		
B) <u>CURRENT LIABILITIES</u>					
1.	Current Liabilities	482.98	518.65	-	35.67
2.	Provisions	236.77	6.58	230.19	-
3.	Short term Loans	665.22	1203.59	-	538.37
4.	Interest, Taxes & Insurance Payable	216.02	235.91	-	19.89
Total		1600.99	1964.73	664.00	593.93
C) INCREASE IN WORKING CAPITAL					
		555.08	625.15	-	-
			70.07	70.07	

SOURCE : Annual Reports 1981 to 1983.

STATEMENT SHOWING CHANGES IN WORKING CAPITAL (1982-83 to 83-84)

Sr. No.	Particulars	Y 1982-83	E 1983-84	A 1983-84	R	Effects on working Capital Increase Decreased
A) <u>CURRENT ASSETS</u>						
1.	Storage and Spare parts	273.07	283.96	10.89	-	-
2.	Finished Goods (Stock)	1944.38	886.34	-	-	1058.04
3.	Sundry Debtors	1.69	4.03	2.34	-	-
4.	Cash in hand & Bank	50.13	85.44	35.31	-	-
5.	Loans, Advances and Deposits	90.70	80.02	-	-	10.68
6.	Other receivable pre payments	220.91	221.78	61.74	-	-
<u>TOTAL GROSS WORKING CAPITAL</u>		2589.88	1561.38	-	-	-
B) <u>CURRENT LIABILITIES</u>						
1.	Current Liabilities	518.65	328.22	190.43	-	-
2.	Provisions	6.58	44.31	-	-	37.73
3.	Short term Loans	1203.59	373.47	830.12	-	-
4.	Interest, Taxes payable	235.91	238.18	-	-	2.27
Total		1964.73	984.18	1069.96	-	1117.91
		625.15	577.20	-	-	-
C) Decrease in working capital		47.95	-	-	-	47.95

SOURCE : Annual Reports 1982 to 1984.

STATEMENT SHOWING CHANGES IN WORKING CAPITAL (1983-84 to 1984-85)

(Rs. in lakhs)

Sr. No.	Particulars	Year		Effect on working capital	
		1983-84	1984-85	Increase	Decrease
A) <u>CURRENT ASSETS</u>					
1.	Storage and spare parts	283.96	278.42	-	5.54
2.	Finished Goods	886.34	780.48	-	105.86
3.	Sundry Debtors	4.03	3.26	-	0.77
4.	Cash in hand & Bank	85.44	101.18	15.74	-
5.	Loans, Advances and Deposits	79.83	97.42	17.59	-
6.	Other receivable & Pre payments	221.78	154.47	-	67.31
<u>TOTAL GROSS WORKING CAPITAL</u>		1561.38	1415.23		
B) <u>CURRENT LIABILITIES</u>					
1.	Current liabilities	328.22	533.99	-	205.77
2.	Provisions	44.31	47.40	-	3.09
3.	Short Term loans	373.47	-	373.47	-
4.	Interest, Taxes & Insurance payable	238.18	202.81	35.37	-
TOTAL		984.18	784.20	442.17	388.34
C) Increase in working capital					
		577.20	631.03	53.83	-
			53.83		

SOURCE : Annual Report 1983 to 1985.

STATEMENT SHOWING CHANGES IN WORKING CAPITAL (1984-85 to 1985-86)
(Rs. in lakhs)

Sr. No.	Particulars	Y E A R		Effects on working Capital	
		1984-85	1985-86	Increase	Decrease
A) <u>CURRENT ASSETS</u>					
1)	Storage & Spare parts	278.42	353.55	75.13	-
2.	Finished Goods (Stock)	780.48	735.24	-	45.24
3.	Sundry Debtors	3.26	1.78	-	1.48
4.	Cash in hand & Bank	101.18	124.14	22.96	-
5.	Loans, Advances and Deposits	97.42	110.57	13.15	-
6.	Other receivable & pre payment	154.47	155.22	0.75	-
Total Gross Working Capital		<u>1415.23</u>	<u>1480.50</u>		
B) <u>CURRENT LIABILITIES</u>					
1.	Current Liabilities	533.99	742.83	-	208.84
2.	Provisions	47.40	43.51	3.89	-
3.	Short term loans	-	-	-	-
4.	Interest, Taxes & Insurance payable	202.81	250.20	-	47.39
TOTAL		<u>784.20</u>	<u>1036.54</u>	<u>115.88</u>	<u>302.95</u>
C) Decrease in working Capital		631.03	443.96		
		187.07			187.07

SOURCE : Annual Report 1984 to 1986.