CHAPTER - 3

HORTICULTURAL DEVELOPMENT

3.1 Development in Sindhudurg district.

3.2 Development in Savantwadi Tahasil.

CHAPTER - 3

HORTICULTURAL DEVELOPMENT

Savantwadi is playing a vital role in the field of horticultural development in Sindhudurg district. The Government of Maharashtra is executing its horticultural development scheme through three different department as soil conservation department, Training and visit scheme department and Horticultural department. Till 1989-90 the forest department was also participating in horticultural development. The comparative study of development in Sindhudurg district and Savantwadi taluka will portrate the clear picture of dominating role played by Savantwadi taluka, not only in Sindhudurg district but also in Maharashtra State.

3.1 Development in Sindhudurg District :

Table No. 3.1 shows the continuous increasing trend in horticulture. In 1985-86 the total plantation was 22,240 hectares in Sindhudurg district and it increased to 48,418 hectares in 1993-94, It shows that the annual growth rate of 14.7% is achieved during last 8 years. The average growth rate during 1985-86 to 1989-90 is 2.79% and during the period 1989-90 to 1993-94 is 24%. Thus the average rate of growth since 1989-90 is 10 times more than the average rate prior to 1989-90.

From the year 1990-91 onwards there is a large scale increasing trend revealed by the table. In the year

1990-91, Further 3,900 hectares of land brought under cultivation and further plantation of 7,920 hectares, 6,330 hectares and 5,540 hectares of land have been brought under cultivation during 1991-92, 1992-93 and 1993-94 respectively.

Again by comparing the different crops, The cashew plantation is playing an impcrtant role. In 1985-86 cashew plantation occupies 47.3%, Mango plantation occupies 28% and coconut occupies 24.7% of the total plantation. In 1989-90 their internal percentage was 43.5%, 32.8% and 23.7% of cashew, mango and coconut respectively, and in 1993-94 the internal percentage of plantation of cashew, mango and coconut is 50%, 27.8% and 22.2% respectively. Thus in 1993-94 the plantation of cashewnut is noteworthy.

Considering the cashew plantation, the average growth rate during last 8 years is 16.2% where as the annual growth rate during last 4 years is 31.2%.

In case of Mango plantation the annual growth rate during last 8 years is 14.5 where as annual growth rate during last 4 years is 16.4%.

In case of coconut plantation the annual growth rate during last 8 years is 12% where as annual growth rate during last 4 years is 21%.

Table No. 3.2 indicates that about 18,152 hectares of land have been brought under plantation during 3 years upto

Table No. 3.1

Area under horticultural in Sindhudurg district

(Figures in hectares)

Figures are Cumulative

Year	Cashew	Mango	Coconut	Total
1985-86	10523	6231	5486	22240
1986-87	10541	6629	5565	22835
1987-88	10625	7228	5675	23528
1988-89	10670	7720	5750	24140
1989-90	10750	8118	5860	24728
1990-91	13007	9275	6346	28628
1991-92	16575	10924	9049	36548
1992-93	20702	12224	9952	42878
1993-94	24177	13449	10792	48418

Source - Horticulture Department, Kudal

Table No. 3.2

Area under horticulture through Employment Guarentee Scheme in Sindhudurg District

(Figures in Hectares)

Department	1990-91	1991-92	1992-93	Total
1.Horticulture Dept.	332.44	710.00	965.04	2007.48
2.Soil Conservation	1426.96	2371.85	3309.91	7108.72
3.Training & Vist Scheme	1548.66	2872.04	4313.62	8734.32
4.Social Forestry	----	301.40	-----	301.40
Total	3308.06	6255.29	8588.57	18151.92

Source - Horticulture Department Kudal

Table No. 3.3

Expenditure and Beneficiaries of Horticultural Development (1990-91 to 1992-93) in Sindhudurg District

Department	Grants (Rs'000)	Benefitia-ries No.	Man days
Horticulture Dept.	48.55	2357	206576
Soil Conservation	123.40	10014	446670
Training & Visit	186.60	12779	680277
Social Forestry	5.00	193	1875
Total	363.55	25343	1335398

Source - Horticulture Department - Kudal

1992-93 by all the departments. Following the scheme. Out of total plantation under Employment Guarentee Scheme in Sindhudurg district during three years upto 1992-93, Horticulture department contributes 11%, Soil Conservation department contributes 39% Training and visit scheme contributes 48% and social forestry contributes only 02%. Further out of total plantation during three years, about 18% have been completed in 1990-91, about 35% have completed in 1991-92 and about 47% have been completed in 1992-93. Thus Soil conservation department and Training and visit scheme department had played an important role in this development programme.

Table No. 3.3 shows that about Rs.3,63,540/- have been spent by Government on horticultural development during three years ending 1992-93, in Sindhudurg district, out of which about 13% spent through horticulture department 34% through soil conservation department, about 52% by Training and visit department and about 1% by social forestry. Considering the benefitiaries as such, out of 25,343, cultivators, 9% are benefited through horticultural department, 40% through Soil Conservation department, 50% through Training and visit scheme and about 1% through social forestry. Further considering the man days spent on the above development programme about 15% of man-day spent over by Horticulture department, 33% by Soil conservation department 51% by Training & Visit Scheme and about 1% by social forestry. Thus Training and visit scheme department

showed a good performance followed by soil conservation department and horticulture department in this development programme in Sindhudurg district.

Considering table No. 3-4, it is observed that, out of the total plantation in this district during the year 1990-91, Mango occupies 42.5%, cashew occupies 40%, coconut occupies 17% and other occupies below 0.5%. Where as in 1992-93 out of total plantation, mango occupies 23.90%, cashew occupies 59.80 and coconut occupies 16.30% and other plantation is negligible. It shows the more emphasis on cashew plantation.

3.2 **Development in Savantwadi tahasil :**

Savantwadi is at forefront in development of horticulture in Sindhudurg district. Out of total plantation of 42,878 hectares of land upto 1992-93 Savantwadi tahasil contributes 32% i.e. 13696 hectares.

Table No. 3.5 denotes that in 1985-86 the total plantation in Savantwadi taluka was 7784 hectares. This plantation increased by 5912 hectares of land during the period of seven years. The annual growth rate is 10.85 %. The average rate of growth during four years from 1985-86 is 8% and it increased to 11% during next 3 years.

Out of total plantation in 1992-93 Cashewnut contributes 68%, mango contributes 14% and coconut contributes 18% in this Tahasil.

The annual growth rate of cashewnut plantation during seven year is 10%, in case of Mango it is 24% and in case of Coconut the same is at 7%.

Out of the total Cashew plantation in Sindhudurg district Savantwadi contributes 45%, out of total plantation of Mango in district, Savantwadi contributes 16% and out of total plantation of coconut in district, Savantwadi contribute 20%.

Table No. 3.6 shows the plantation made by Training and visit scheme in Savantwadi taluka during three years ending 1992-93. Total plantation made by this department is 1776.14 hectares, out of which 27% is brought under plantation during 1990-91, 35% during 1991-92 and 38% during 1992-93. The average growth rate is 136% during last three years. Out of total plantation cashew occupies 60%, mango occupies 15% and coconut occupies 25%.

Table No. 3.7 represents the performance of soil conservation department in Savantwadi. About 1238.74 hectares of land, brought under plantation by this department during last three years out of which 21% is completed during 1990-91, 37% is completed during 1991-92, and 42% is completed during 1992-93. The average growth rate is 184%. Out of total plantation by this department, cashew plantation occupies 54%, mango plantation occupies 20% and coconut occupies 26%.

Table No. 3.8 indicates the land brought under plantation by horticulture department in Savantwadi. About 343.41 hectares of land have been planted during last three years by this department. Out of which 19%

Table No. 3.4

Crop-wise horticultural development in Sindhudurg district

(Figures in hectares)

Crops	1990-91	1991-92	1992-93	Total
Mango Grafts	1408.29	1640.81	2034.54	5083.64
Mango plants	.50	4.90	15.43	20.83
Cashew Grafts	------	864.67	1829.65	2694.32
Cashew Plants	1325.09	2710.45	3307.59	7343.13
Coconuts	572.08	1020.31	1400.96	2993.35
Others	2.10	14.15	0.40	16.65
Total	3308.06	6255.29	8588.57	18151.92

Source - Horticulture department, Kudal

Table No. 3.5

Area under Horticulture in Savantwadi Tahasil

(Fig. Comulative)

(Figures in hectares)

Year	Cashew	Mango	Coconut	Total
1985-86	5,381	711	1692	7784
1989-90	7,299	1,386	1,629	10,314
1990-91	7,635	1,587	1,899	11,121
1991-92	8,355	1,784	2,202	12,341
1992-93	9,293	1,918	2,488	13,696

Source - Horticulture Department Savantwadi

Table No. 3.6

Plantation by Training and visit Department in Savantwadi taluka

(Figures in hectares)

Year	Cashew	Mango	Coconut	Total
1990-91	244.06	88.35	144.61	477.02
1991-92	361.61	101.91	157.36	632.88
1992-93	469.28	71.22	144.74	675.24
Total	1077.95	261.48	446.71	1776.14

Source : Training and visit department, Savantwadi

Table No. 3.7

Plantation by soil Conservation department in Savantwadi

(Figures in hectares)

Year	Cashew	Mango	Coconut	Total
1990-91	62.13	98.74	103.30	264.17
1991-92	216.10	93.17	100.64	454.91
1992-93	343.48	57.86	118.32	519.66
TOTAL	666.71	249.77	322.26	1238.74

Source - Soil Conservation department, Savantwadi

Table No. 3.8

Plantation by Horticulture Department in Savantwadi

(Figures in hectares)

Year	Cashew	Mango	Coconut	Total
1990.91	30.05	14.10	22.10	66.25
1991-92	94.45	2.05	39.47	135.97
1992-93	116.34	4.25	20.60	141.19
Total	240.48	20.40	82.17	343.41

Source - Horticulture department Savantwadi

Table No. 3.9

Departmentwise Plantation in Savantwadi

(Figures in hectares)

Department	1990-91	1991-92	1992-93	Total
Training & Visit	477.02	623.88	675.24	1776.14
Soil Conservation	264.17	454.91	519.66	1238.74
Horticulture	66.25	135.97	141.19	343.41
Total	807.44	1214.76	1336.09	3358.29

Source - Horticultural Departments, Savantwadi

during 1990-91, about 40% during 1991-92 and about 41% during 1992-93. Thus an average increasing rate of 20% is achieved during last three years by this department. Out of the total plantation by this department cashew plantation occupies 70%, mango plantation occupies about 6% and coconut occupies about 24% in this taluka.

Table No. 3.9 shows that about 3358.29 hectares of land brought under plantation by all the departments in Savantwadi taluka, out of which about 53% contributed by Training and visit department, about 37% contributed by Soil Conservation department and about 10% contributed by Horticulture department.

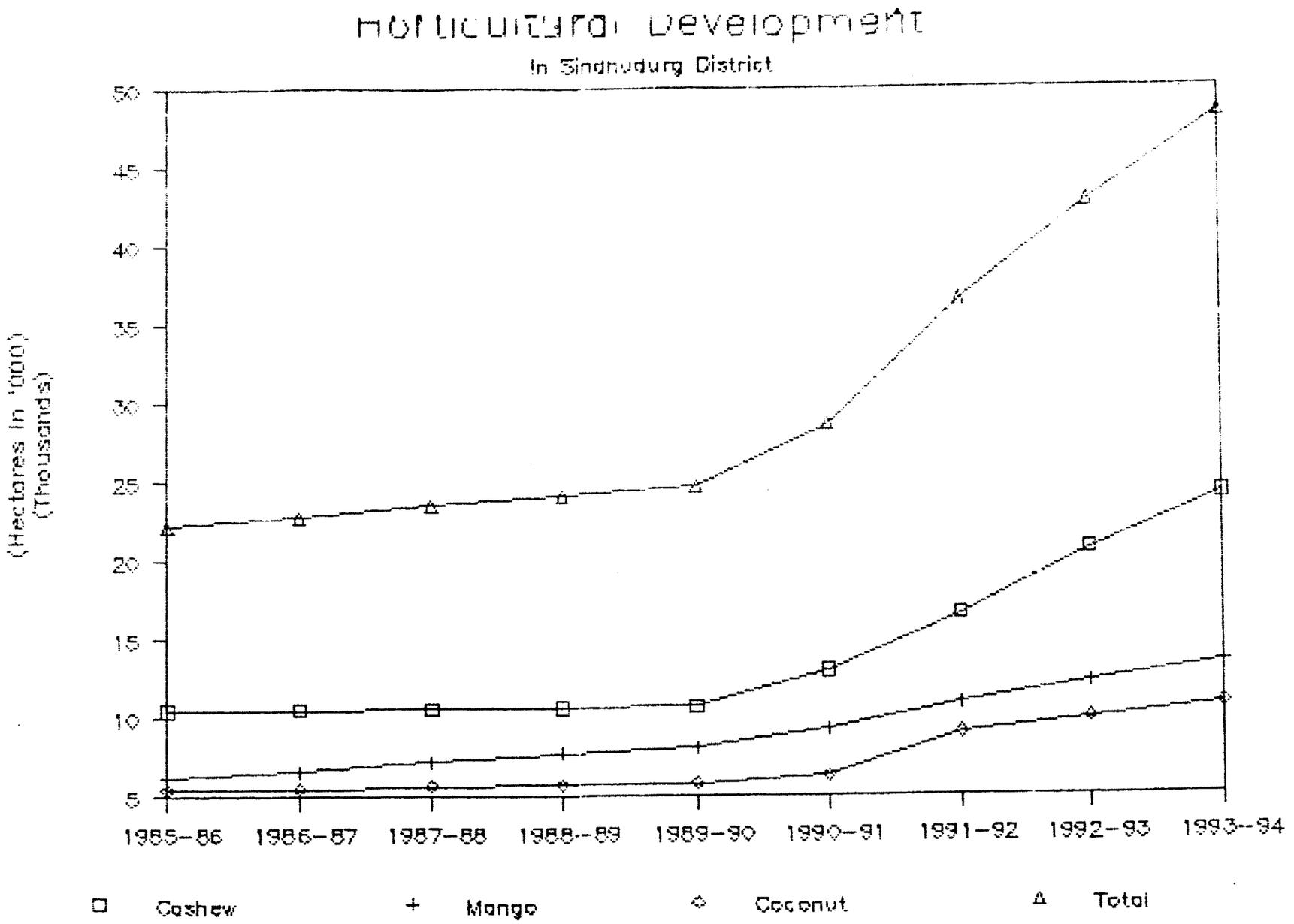
Horticultural Development
In Sindhudurg District
(Hectares in '000)
(Thousands)
50
45
40
35
30
25
20
15
10
5
1985-86
1986-87
1987-88
1988-89
1989-90
1990-91
1991-92
1992-93
1993-94
Cashew
Mango
Coconut
Total

Graph No. 2.1

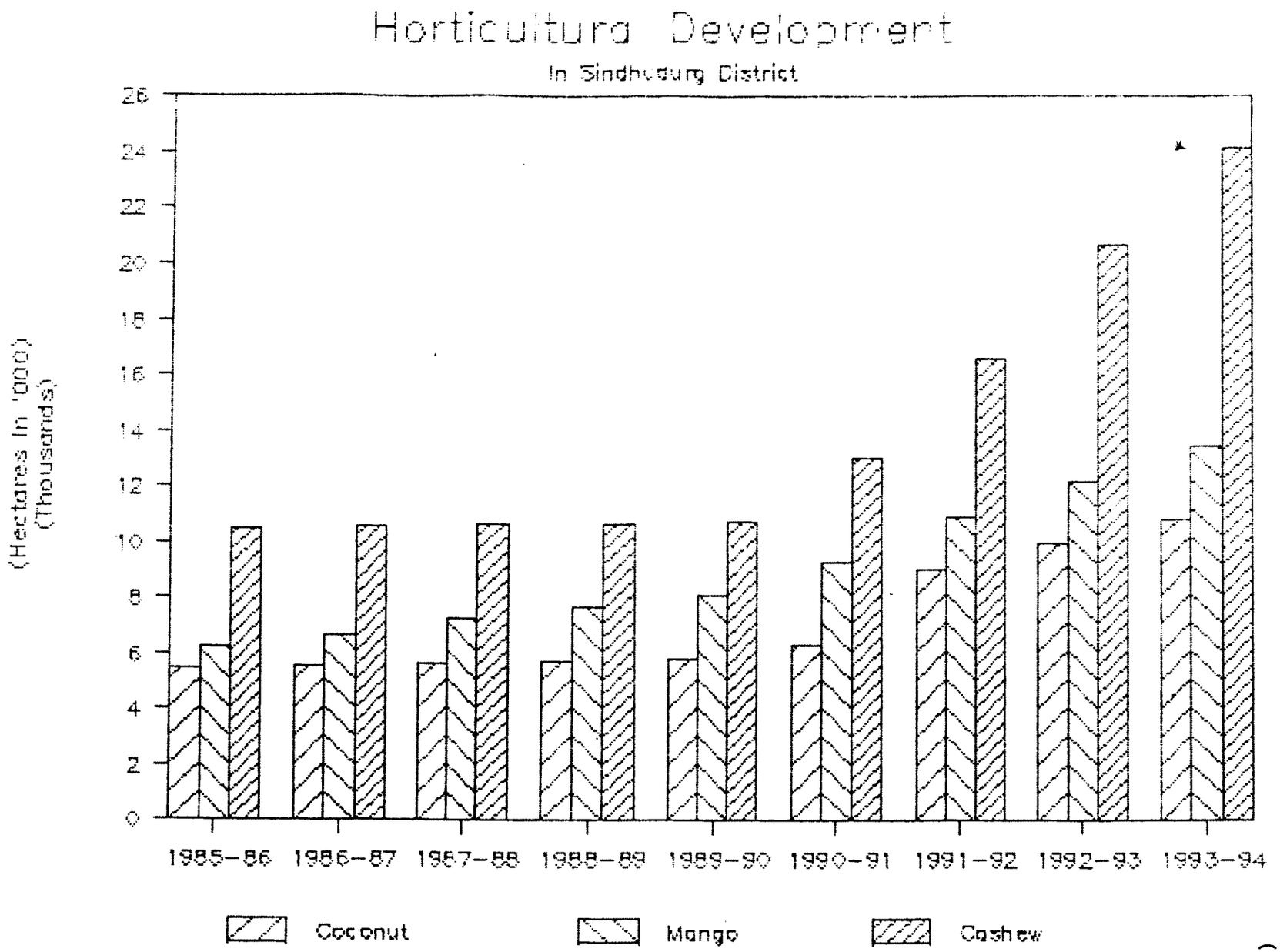
Horticultura Development
In Sindhudurg District
(Hectares In '000)
(Thousands)
26
24
22
20
18
16
14
12
10
8
6
4
2
0
1985-86
1986-87
1987-88
1988-89
1989-90
1990-91
1991-92
1992-93
1993-94
Coconut
Mango
Cashew

Graph No. 2.2

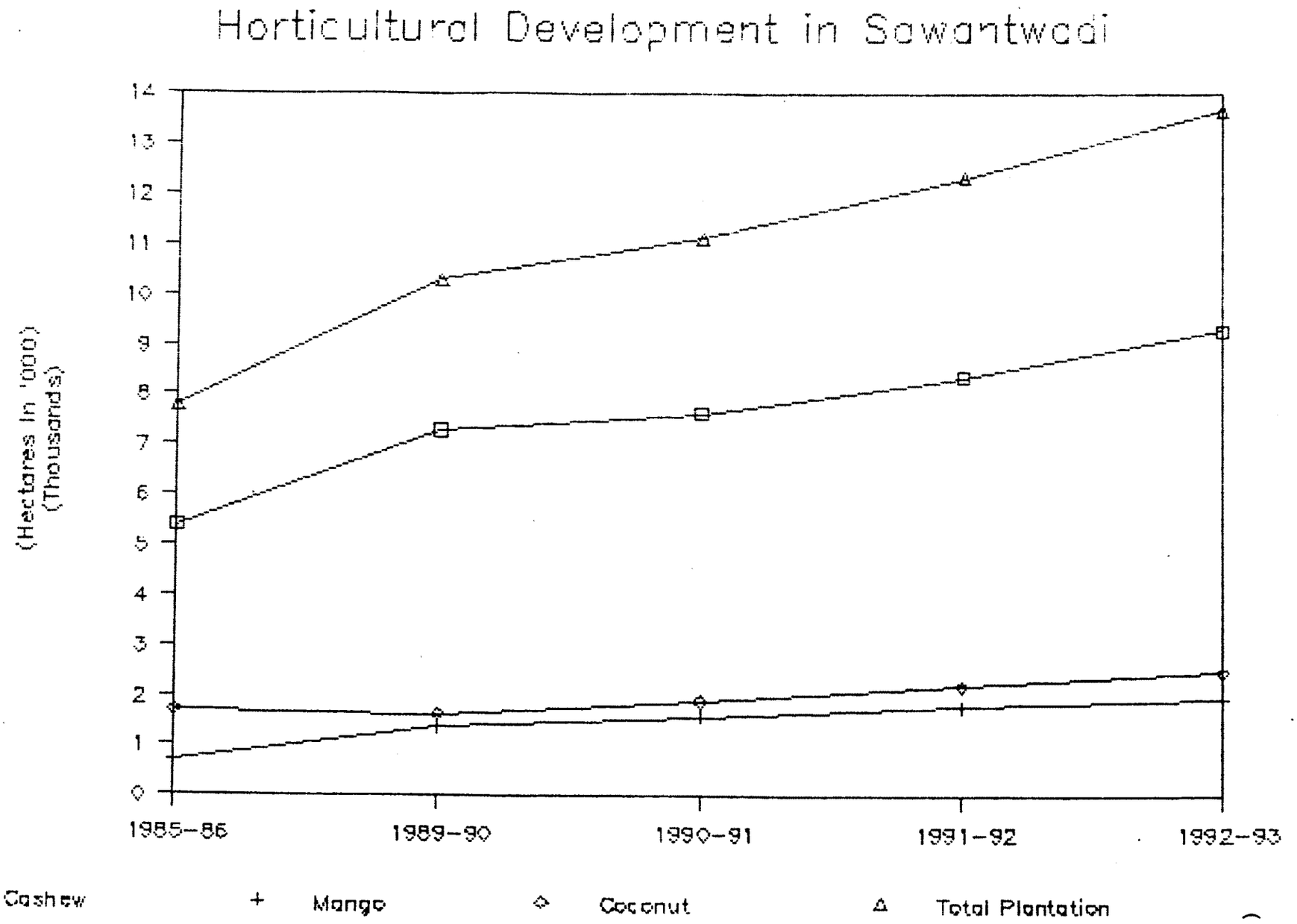
Horticultural Development in Sawantwadi
(Hectares In '000)
(Thousands)
14
13
12
11
10
9
8
7
6
5
4
3
2
1
0
1985-86
1989-90
1990-91
1991-92
1992-93
Cashew
Mango
Coconut
Total Plantation

Graph No. 2.3