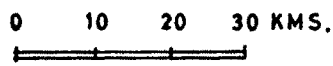
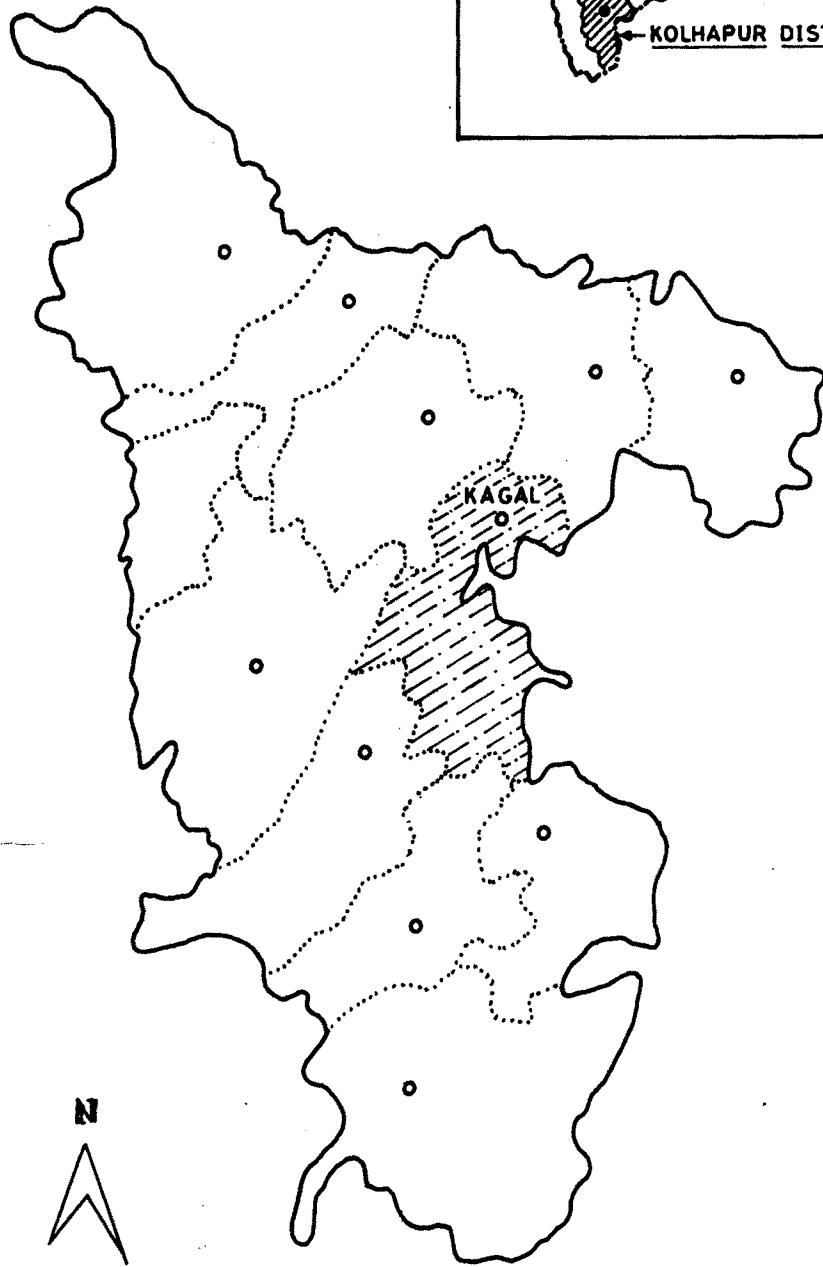
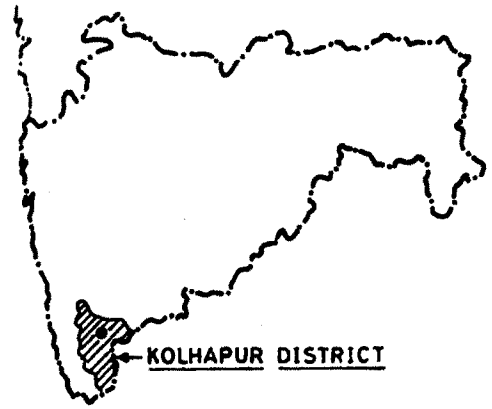


## LIST OF GRAPHS

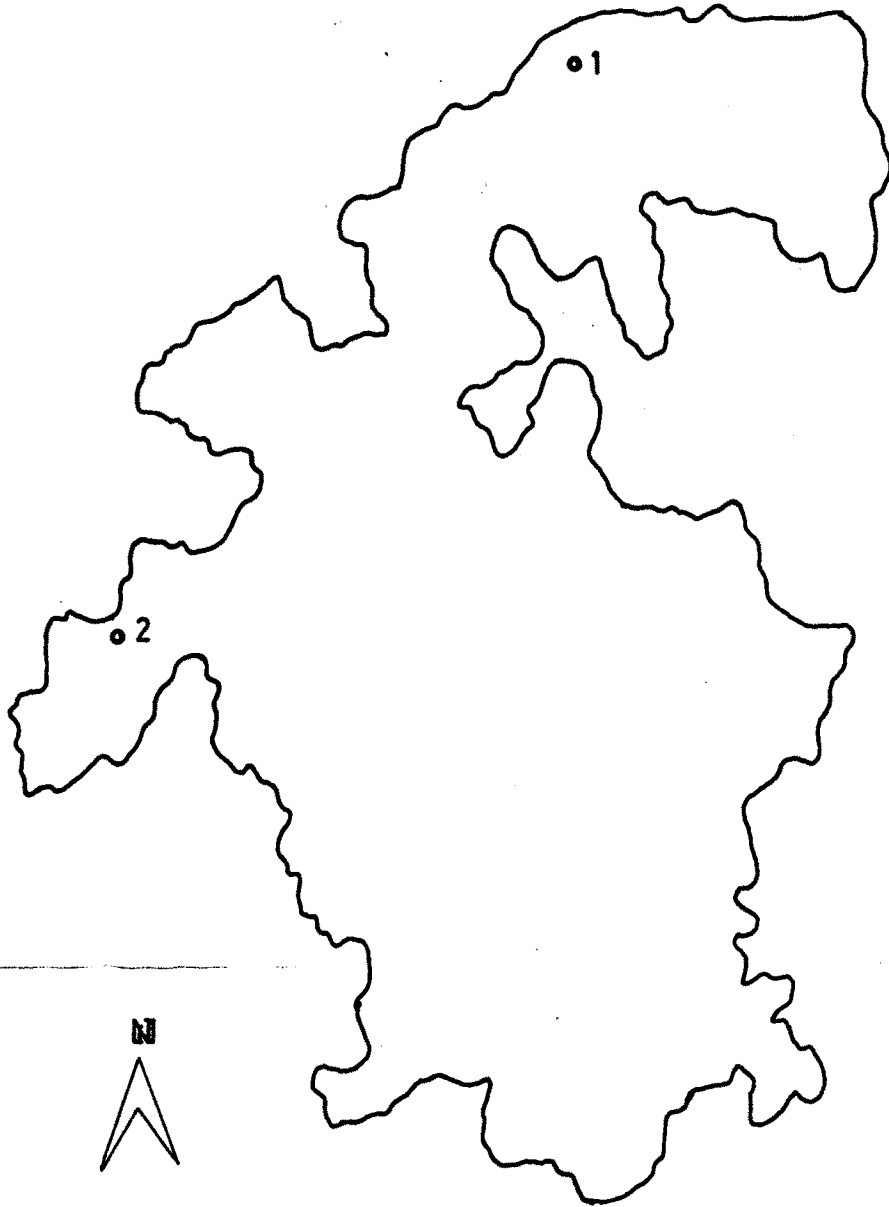
| Graph No. | Title   | Page No. |
|-----------|---|----------|
| 1.1       | Planwise Progress in Sugar Factories in India                   | 8        |
| 1.2       | Planwise Progress in Sugar Production in India                  | 9        |
| 1.3       | Growth of Co-operative Sugar Factory in Maharashtra             | 13       |
| 2.1       | Progress of Share Capital of Sugar Factories                    | 27       |
| 2.2       | Sugarcane Area of the Sugar Factories                           | 29       |
| 2.3       | Sugarcane Crushed by Sugar Factories                            | 31       |
| 2.4       | Sugar Recovery Percentage of Sugar Factories                    | 33       |
| 2.5       | Sugar Production of Sugar Factories                             | 34       |
| 2.6       | Area Development Fund of Factories                              | 36       |
| 2.7       | Rate of the Sugarcane Per Tone                                  | 38       |
| 3.1       | Expenditure on Labour Welfare                                   | 47       |
| 3.2       | Number of Couples in Common Marriage Programme                  | 52       |
| 4.1       | Educational Level of Households Children's of Sample Households | 59       |
| 4.2       | Classification of Households by Land Owned                      | 62       |
| 4.3       | Households by Owned Distribution of Irrigated Land              | 63       |

**KOLHAPUR  
DISTRICT**

MAHARASHTRA STATE



## KAGAL TALUKA



5 0 5 KMS.

1 - Kagal - Shri. Chh Shahu co-operative sugar factory ltd. Kagal.

2 - Bidri - Shri. Dudhaganga-Vedganga co-operative sugar factory ltd. Bidri